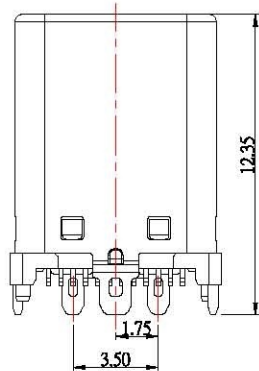
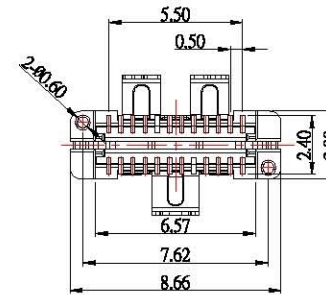
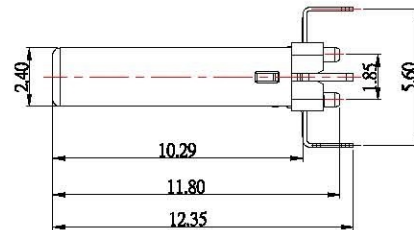
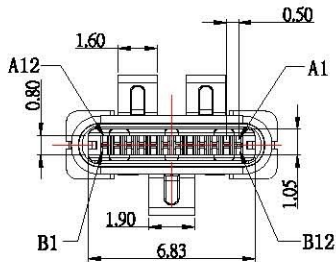


RECOMMENDED P.C.B. LAYOUT



A1	GND	B12	GND
A2	SSTXP1	B11	SSRX1P1
A3	SSTXN1	B10	SSRX1N1
A4	VBUS	B9	VBUS
A5	CC1	B8	SBU2
A6	DP1	B7	DN2
A7	DN1	B6	DP2
A8	SBU1	B5	CC2
A9	VBUS	B4	VBUS
A10	SSRXN2	B3	SSTXN2
A11	SSRX1P2	B2	SSTXP2
A12	GND	B1	GND
PIN	SIGNAL NAME	PIN	SIGNAL NAME



CODICO GmbH

Zwingenstraße 6-8, 2380 Perchtoldsdorf, Austria  
 Telefon: +43 1 86 305-0, Fax: +43 1 86 305-5000  
 e-mail: office@codico.com, www.codico.com  
 FN 436940i, Landesgericht Wr. Neustadt

Zertifiziert nach ISO 9001:2015

### SPECIFICATIONS

#### Electrical:

1. Rating: 3.0 A
2. Dielectric Withstand Voltage: 100V AC
3. Contact Resistance: 40 mΩ Max
4. Insulation Resistance: 100 MΩ Min

#### Mechanical:

1. Connector Mate and Unmate Force
  - 1.1 Mate force: 5~20 N
  - 1.2 Unmate force: 8~20 N

#### Material:

1. Housing: LCP
2. Contact: BRASS
3. Shell: SUS

#### Finish:

1. Contact: Plated Gold in Mating Area ;  
Tin Plated on Solder Balls ;  
Nickel under plated overall
2. Shell: Nickel under Plated surface layer

**TAITEK COMPONENTS CO., LTD**

TOLERANCE UNLESS OTHERWISE STATED :  
 Up to 5 ±0.2  
 Above 5 ~ 15 ±0.3  
 Above 15 ~ 30 ±0.4  
 Above 30 ~ 50 ±0.5  
 Angle ±0.3°

3RD. ANGEL'S



UNITS

MM

DRAWN BY:	DATE	MAT'L	TITLE	CONNECTOR
Jack Lu	09/21/17		MODLE	TYPE C/F Male VERTICAL SMT TYPE
CHECKED BY:	DATE	FINISH	SCALE	1 : 1
Jacky Chen	09/21/17		DWG NO.	UBCVS1-24PNGXR
APPROVED BY:	DATE	SHEET NO.	PART NO.	UBCVS1-24PNGXR
Tony Kao	09/21/17	1 of 1		

ITEM NO.	DESCRIPTION	DRAWN	DATE